




**QUARTERLY REPORT OF REVENUE AND OTHER RECEIPTS**  
As at the Quarter Ending December 31, 2021

Department : State Universities and Colleges (SUCs)  
 Agency : Western Philippines University  
 Operating Unit : < not applicable >  
 Organization Code (UACS) : 08 048 0000000  
 Fund Cluster : 05 - Internally Generated Funds

Classification/Sources of Revenue and Other Receipts	UACS CODE	REVENUE TARGET (Annual) per BESF	Actual Revenue and Other Receipts Collections					Cumulative Remittance/Deposits to Date			Variance		Remarks
			1st Quarter Ending March 31	2nd Quarter Ending June 30	3rd Quarter Ending Sept. 30	4th Quarter Ending Dec. 31	Total	Remittance to BTr	Deposited with AGDB	TOTAL	Amount	%	
1	2	3	4	5	6	7	8=[(6+(-)7)-8+9]	9	10	11=(9+10)	12=(8-3)	13=(12/3)	14
Internally Generated Funds		126,944,525.00	61,116,439.47	1,263,801.43	3,400,867.26	133,480,537.95	199,261,646.11	0.00	0.00	0.00	72,317,121.11	57 %	
Non-Revenue Collections/Other Receipts		126,944,525.00	61,116,439.47	1,263,801.43	3,400,867.26	133,480,537.95	199,261,646.11	0.00	0.00	0.00	72,317,121.11	57 %	
Cash Receipts		126,944,525.00	61,116,439.47	1,263,801.43	3,400,867.26	133,480,537.95	199,261,646.11	0.00	0.00	0.00	72,317,121.11	57 %	
Non-Tax		126,944,525.00	61,116,439.47	1,263,801.43	3,400,867.26	133,480,537.95	199,261,646.11	0.00	0.00	0.00	72,317,121.11	57 %	
Certification Fees	4020104002	0.00	0.00	0.00	0.00	0.00	0.00	0.00	0.00	0.00	0.00	0 %	
Fines and Penalties - Service Income	4020114000	0.00	400.00	0.00	220.05	4,893.00	5,513.05	0.00	0.00	0.00	5,513.05	0 %	
Other Service Income	4020199099	0.00	36,170.74	47,020.96	211,134.52	151,029.72	445,355.99	0.00	0.00	0.00	445,355.99	0 %	
Tuition Fees	4020201001	68,294,400.00	39,671,491.00	243,656.78	1,669,648.00	83,186,237.11	124,773,032.87	0.00	0.00	0.00	56,478,632.67	83 %	
Income Collected from Students	4020201002	50,004,000.00	17,388,500.00	30,345.00	720,370.00	46,449,125.00	94,568,340.00	0.00	0.00	0.00	14,584,340.00	29 %	
Income from Other Sources	4020201003	990,000.00	0.00	0.00	0.00	0.00	0.00	0.00	0.00	0.00	(990,000.00)	-100 %	
Other School Fees	4020201099	4,656,125.00	1,299,370.00	133,405.00	398,050.00	2,228,375.00	4,059,200.00	0.00	0.00	0.00	(696,925.00)	-13 %	
Seminar/Training Fees	4020204000	0.00	0.00	0.00	0.00	0.00	0.00	0.00	0.00	0.00	0.00	0 %	
Rent/Lease Income	4020205000	0.00	20,871.00	11,768.00	14,329.00	14,269.00	61,257.00	0.00	0.00	0.00	61,257.00	0 %	
Income from Hostels/Dormitories and other Like facilities	4020213000	0.00	40,781.35	61,663.90	64,107.00	89,436.00	236,188.25	0.00	0.00	0.00	236,188.25	0 %	
Other Sales	4020216099	0.00	68,438.00	56,064.00	53,834.00	149,292.00	327,626.00	0.00	0.00	0.00	327,626.00	0 %	
Others	4020221099	0.00	0.00	0.00	0.00	0.00	0.00	0.00	0.00	0.00	0.00	0 %	
Fines and Penalties - Business Income	4020223000	0.00	0.00	1,046.00	0.00	0.00	1,046.00	0.00	0.00	0.00	1,046.00	0 %	
Other Business Income	4020299099	3,000,000.00	972,768.94	655,826.05	282,055.28	1,222,033.08	3,112,683.31	0.00	0.00	0.00	112,663.31	4 %	
Other Gains	4050199000	0.00	0.00	0.00	0.00	0.00	0.00	0.00	0.00	0.00	0.00	0 %	
Miscellaneous Income	4060999000	0.00	1,817,648.44	22,806.77	7,119.43	3,828.08	1,851,401.70	0.00	0.00	0.00	1,661,401.70	0 %	
<b>TOTAL</b>		<b>126,944,525.00</b>	<b>61,116,439.47</b>	<b>1,263,801.43</b>	<b>3,400,867.26</b>	<b>133,480,537.95</b>	<b>199,261,646.11</b>	<b>0.00</b>	<b>0.00</b>	<b>0.00</b>	<b>72,317,121.11</b>	<b>57 %</b>	

Certified Correct:  
  
 GRACE P. ANUNCIADO  
 OIC - ACCOUNTING OFFICE  
 Date: 2022-01-29 11:59:52

Recommending Approval:  
  
 NOEL L. GAURAN  
 VP FOR ADMIN AND FINANCE  
 Date: 2022-01-30 17:21:47

Approved By:  
  
 JULIE HOPE TIMOTEA P. EVINA  
 HEAD OF AGENCY  
 Date: 2022-01-30 17:25:48